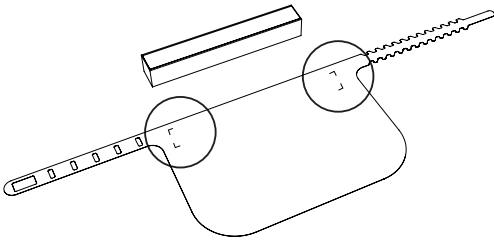


bloc® FaceShield

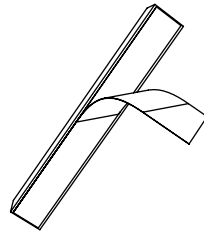
Direct Splash Face Protection

HOW TO ASSEMBLE INSTRUCTIONS



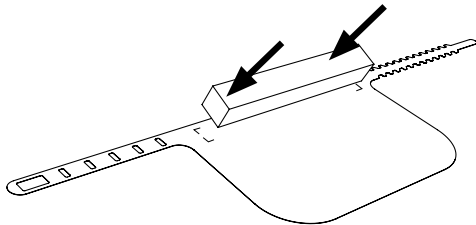
STEP ONE:

Place visor face down.
Find foam location markings
on back of visor



STEP TWO:

Remove backing from sticky tape



STEP THREE:

Position foam within the 4 location markings.
Press firmly

Product Code: BFS040420

EU Des. 7826359

CN Des. 202030171740.8

EU 2016/425 & EN166

CE marked

Watch our 'How to assemble' video
blocblinds.co.uk/faceshield

blocfaceshield.co.uk